

# Active Water Smart

The revolutionary new modular dishwashers from Bosch



[www.bosch-home.com.au](http://www.bosch-home.com.au)



**BOSCH**

Invented for life

 **BOSCH**

# Smart solutions don't have to be big.

The new Bosch ActiveWater Smart modular dishwashers save space and energy.



**ActiveWater Smart: the dishwasher that fits into every kitchen**

At a height of only 45 or 60cm, the new Bosch ActiveWater Smart dishwashers are designed to fit into practically every kitchen. Offering a loading capacity of six or eight place settings, they are the perfect solution for any high-quality designer kitchens.

Incorporating Bosch ActiveWater technology, these dishwashers use every single drop of water to maximum effect. And because your ActiveWater Smart modular dishwasher can be installed to the precise height for your comfort, we've eliminated the need to bend every time you effortlessly load and unload your dishwasher.

**Less energy**

Thanks to the world-first and innovative Bosch ActiveWater technology, these dishwashers are amongst the most economical in their class. Faster heating-up, targeted water circulation and improved pump performance means the ActiveWater Smart dishwashers use less water and less energy without compromising performance.

**More performance**

Despite its most sparing use of resources, ActiveWater Smart dishwashers offer optimum cleaning and brilliant results. Top performance is also assured by numerous programs and special functions. And with the VarioSpeed option you can wash dishes in almost half the time and still achieve the same outstanding performance at the touch of a button.

















**Perfect integration**

ActiveWater Smart modular dishwashers fit perfectly into your fitted kitchen and offer lots of creative ideas for kitchen design concepts. Thanks to their flexibility, dishwashers can now be planned in the kitchen in a variety of ways; be it in plinthless kitchens, kitchens with a deeply recessed or very high plinth line. And at 45 or 60cm high, they are the ideal built-in solution when integrated with other Bosch appliances.





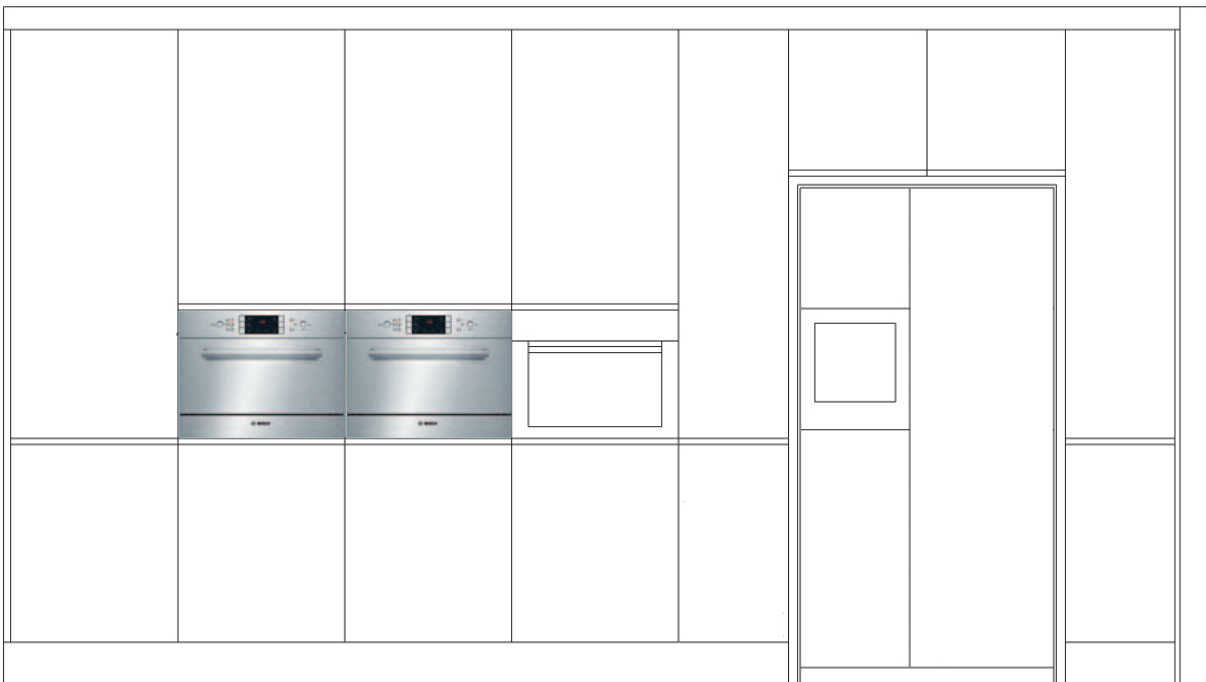


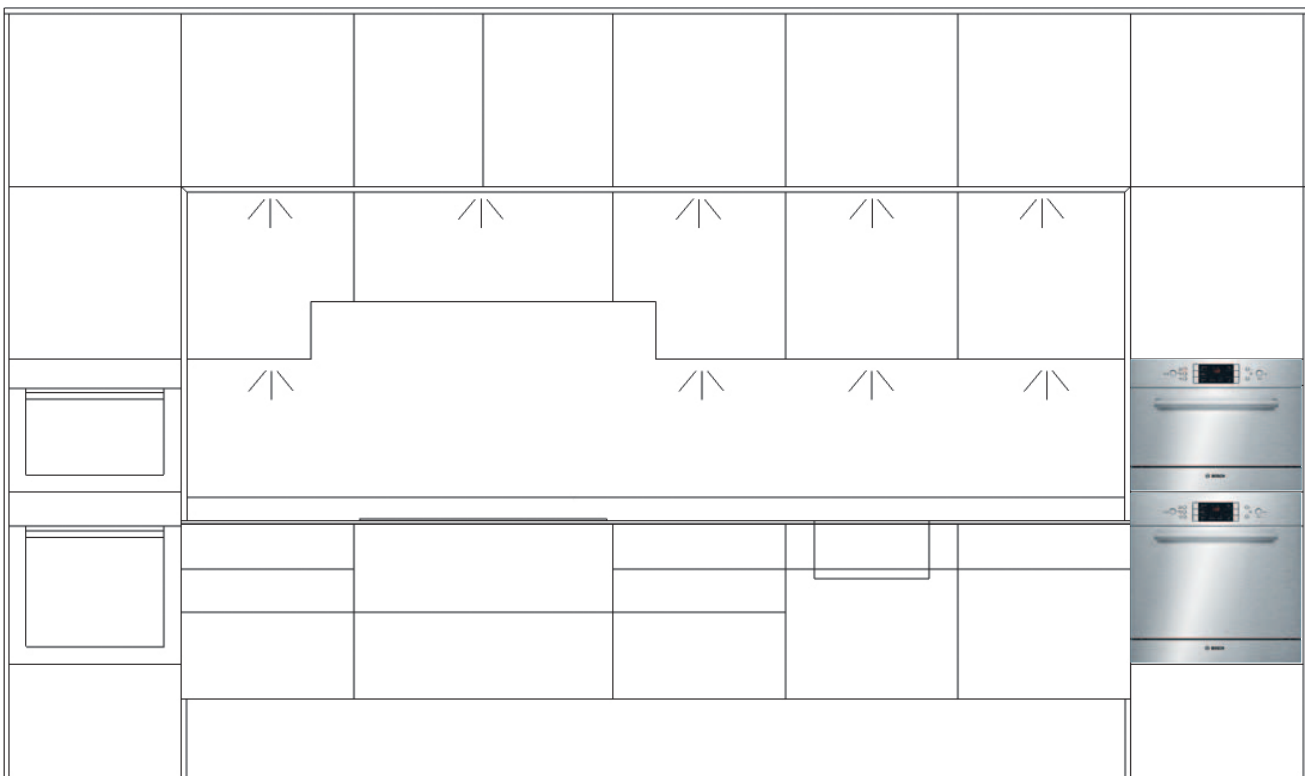
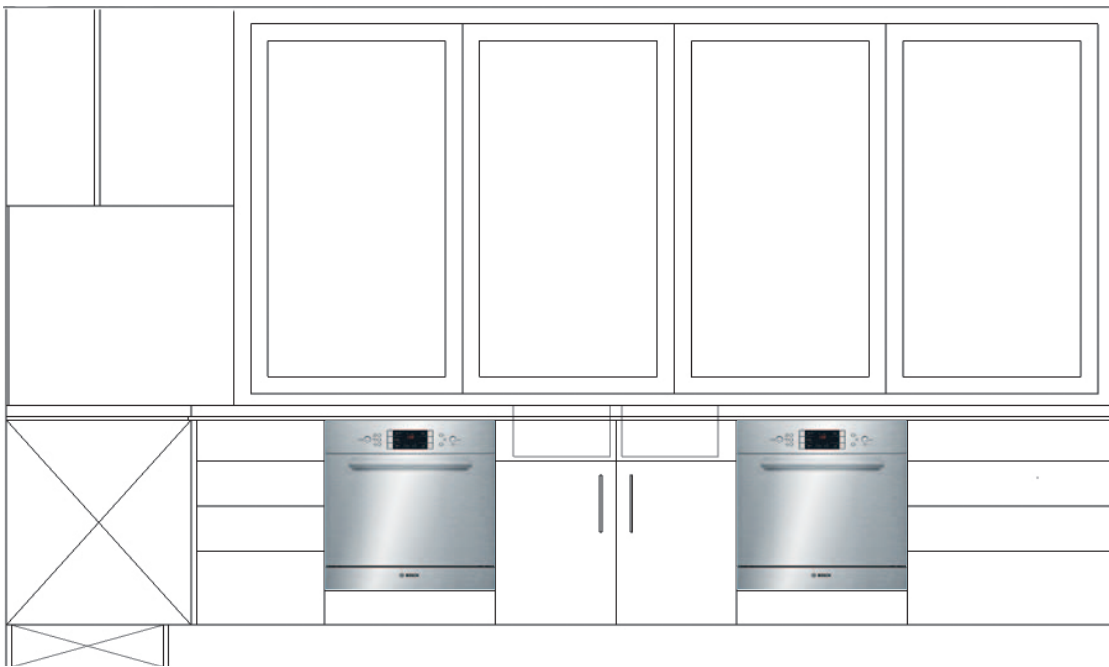
SCE53M05AU	SKE53M05AU
<b>60 cm Modular Built-in Dishwasher</b>	<b>45 cm Modular Built-in Dishwasher</b>
       	       
<p><b>Capacity</b></p> <ul style="list-style-type: none"> <li>- 8 international place settings</li> </ul> <p><b>Consumption rates</b> (based on Normal 45°C program)</p> <ul style="list-style-type: none"> <li>- 3 Star water rating, 10.1 litres per wash</li> <li>- 3 Star energy rating, 180 kWh per year</li> </ul> <p><b>Wash Programs</b></p> <ul style="list-style-type: none"> <li>- 5 Wash Programs</li> <li>- Auto 45-65°C</li> <li>- Pots and Pans 70°C</li> <li>- Normal 45°C</li> <li>- Quick 45°C</li> <li>- Pre-rinse</li> </ul> <p><b>Performance</b></p> <ul style="list-style-type: none"> <li>- Advanced filter system</li> <li>- AutoBrilliance – automatic detergent sensor</li> <li>- IntensiveZone wash option</li> <li>- VarioSpeed™ – express wash option</li> <li>- AquaSensor™ technology</li> <li>- Heat exchanger</li> </ul>	<p><b>Capacity</b></p> <ul style="list-style-type: none"> <li>- 6 international place settings</li> </ul> <p><b>Consumption rates</b> (based on Normal 45°C program)</p> <ul style="list-style-type: none"> <li>- 3.5 Star water rating, 7.2 litres per wash</li> <li>- 3 Star energy rating, 135 kWh per year</li> </ul> <p><b>Wash Programs</b></p> <ul style="list-style-type: none"> <li>- 5 Wash Programs</li> <li>- Auto 45-65°C</li> <li>- Pots and Pans 70°C</li> <li>- Normal 45°C</li> <li>- Quick 45°C</li> <li>- Pre-rinse</li> </ul> <p><b>Performance</b></p> <ul style="list-style-type: none"> <li>- Advanced filter system</li> <li>- AutoBrilliance – automatic detergent sensor</li> <li>- IntensiveZone wash option</li> <li>- VarioSpeed™ – express wash option</li> <li>- AquaSensor™ technology</li> <li>- Heat exchanger</li> </ul>
<p><b>Flexibility</b></p> <ul style="list-style-type: none"> <li>- Electronic rinse aid and refill indicator</li> <li>- 4 Foldable racks</li> </ul> <p><b>Convenience</b></p> <ul style="list-style-type: none"> <li>- Time delay start (1-24 hours)</li> <li>- Quiet operation – 49dB</li> </ul> <p><b>Safety</b></p> <ul style="list-style-type: none"> <li>- AquaStopPlus anti-flood protection</li> <li>- Electronic child lock</li> </ul> <p><b>Power rating</b></p> <ul style="list-style-type: none"> <li>- 2400W</li> <li>- 10 amp</li> </ul> <p><b>Appliance dimensions (HxWxD)</b></p> <ul style="list-style-type: none"> <li>- 595 x 595 x 500mm</li> </ul>	<p><b>Flexibility</b></p> <ul style="list-style-type: none"> <li>- Electronic rinse aid and refill indicator</li> <li>- 4 Foldable racks</li> </ul> <p><b>Convenience</b></p> <ul style="list-style-type: none"> <li>- Time delay start (1-24 hours)</li> <li>- Quiet operation – 49dB</li> </ul> <p><b>Safety</b></p> <ul style="list-style-type: none"> <li>- AquaStopPlus anti-flood protection</li> <li>- Electronic child lock</li> </ul> <p><b>Power rating</b></p> <ul style="list-style-type: none"> <li>- 2400W</li> <li>- 10 amp</li> </ul> <p><b>Appliance dimensions (HxWxD)</b></p> <ul style="list-style-type: none"> <li>- 454 x 595 x 500mm</li> </ul>
<p>LIFESTYLE</p> <p>★ ★ ★ ★ ★</p>	<p>LIFESTYLE</p> <p>★ ★ ★ ★ ★</p>

All descriptions and technical diagrams are intended as a guide only. For additional technical information, full dimensional and installation details, please refer to the instruction and installation manuals supplied with the appliance.

# Smart Dishwasher Configurations

Bosch have created a series of configurations that showcase the new series of modular dishwashers. They can be installed individually or grouped together with other Bosch appliances to provide you with the freedom to perfectly coordinate your kitchen.





# Quality Service

## Important notes

Certain appliances featured in this catalogue are for illustration purposes only and may not be available in Australia for retail sale. Model numbers and specifications are for reference only and subject to change without prior notice.

For additional information on products, please refer to your local Bosch retailer. Bosch is continuously seeking to improve specification, design and production of its appliances and alterations may take place regularly.

All descriptions and technical diagrams are intended as a guide only. For additional technical information, full dimensional and installation details, please refer to the instruction and installation manuals supplied with the appliance.

The electrical and water connection should only be made in accordance with the regulations of the national authorities.

For model and accessory availability, please contact BSH Home Appliances.

## Quality service for quality appliances

Quality of our after-sales service is just as important as the quality of our products. In the unlikely event that service is required on your appliance, our extensive network of authorised service agents throughout Australia will ensure you are provided with the full support to ensure your appliance is operating at optimal condition.

## Warranty

All Bosch products are covered under a 2-year comprehensive parts and labour warranty.

## BSH Home Appliances Pty Ltd

7-9 Arco Lane  
Heatherton VIC 3202

### Postal Address

PO Box 505  
Moorabbin VIC 3189

### Customer Service

Phone: 1300 368 339  
Fax: 1300 306 818

[www.bosch-home.com.au](http://www.bosch-home.com.au)

Bosch ActiveWater Smart brochure is printed in an environmentally conscious way, using inks containing linseed oils and stock manufactured to high environmental standards.



This material is printed on Quatro Silk, manufactured by Sappi Paper at their EMAS Mill. The pulp for this paper is sourced from certified and well managed sustainable plantation forests. EMAS is the European Union's regulated environmental management scheme.

The print company has a strict environmental policy. They use initiatives such as computer-to-plate technology, water/isopropyl alcohol reductions in printing presses and recycling throughout the organisation. This is in addition to the ink selection as discussed above and in their advice to all clients on the environmental implications of paper selection and usage.

Whilst every care has been taken in the preparation of this publication, BSH does not warrant the accuracy or completeness of the information in this publication and BSH reserves the right to alter specifications without notice. To the extent permitted by law, BSH excludes all liability, including negligence, for any loss incurred in reliance on the contents of this publication.

Printed in Australia. AEF | KRD 08/2010 – BH 1090 B